


Read the selection below and answer the questions that follow it.

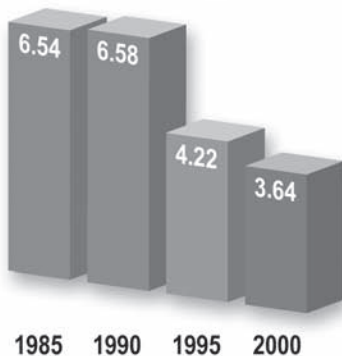
## Canada's Recreational Fish Tale

The recreational fishing industry in Canada, which contributes billions of dollars each year to the economy, relies on healthy freshwater ecosystems. Studies done every five years by Fisheries and Oceans Canada show that, while the number of anglers (people who fish) has dropped dramatically, fishing-related spending has remained relatively steady. Here's a look at recent statistics.



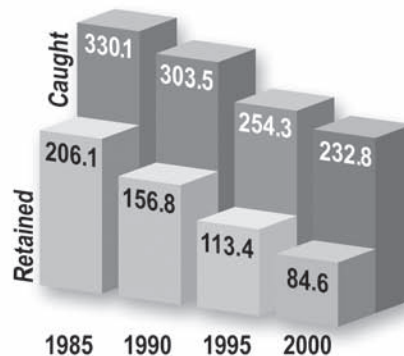
### Total number of anglers

Shown in millions of resident and non-resident anglers



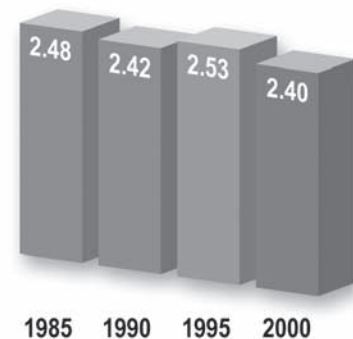
### Total fish caught and retained

Shown in millions of fish



### Direct fishing-related expenditures\*

Shown in billions of dollars



\*Direct fishing-related expenditures include food and lodging, transportation, fishing services and fishing supplies.

### Why are anglers releasing so many more fish?



Barbless hook

In 1985, anglers released fewer than 38% of all fish they caught. By 2000, that number had climbed to 64%. In part, this is because many recreational anglers have adopted the “catch and release” approach to fishing. By using barbless hooks and carefully releasing fish, they help to ensure the continued sustainability of Canada's recreational fishing industry.

**Multiple-Choice** (Record the best or most correct answer on the Student Answer Sheet.)

- 1** What does the increasing use of barbless hooks suggest about anglers?
- a They want to help maintain fish populations.
  - b They want to retain as many fish as possible.
  - c They want to make a lot of money selling fish.
  - d They want to make sure the fish are securely hooked.
- 2** If the trends shown in the graphs continue, what is a logical prediction?
- a The number of fish caught decreases.
  - b The number of anglers rises to 1985 levels.
  - c In 2005, anglers spend less than one billion dollars on fishing.
  - d In 2005, the number of retained fish reaches 150 million.
- 3** What is the purpose of the asterisk (\*) beside “Direct fishing-related expenditures”?
- a to direct the reader to the graph
  - b to indicate the importance of the section
  - c to connect the heading to other information
  - d to emphasize the amount of fishing-related expenditures
- 4** Which part of the selection relates most closely to the final paragraph?
- a the introductory paragraph
  - b the “Total number of anglers” graph
  - c the “Total fish caught and retained” graph
  - d the “Direct fishing-related expenditures” graph
- 5** What is the meaning of “adopted” as used in the final paragraph?
- a used
  - b noticed
  - c suggested
  - d abandoned
- 6** Which part of the selection shows that the recreational fishing industry contributes to the economy?
- a the picture of the angler
  - b the “Total number of anglers” graph
  - c the “Total fish caught and retained” graph
  - d the “Direct fishing-related expenditures” graph